



Club Health Assessment for District 11 A1 through March 2025

Club Number	Club Name	Charter Date	Status	Membership							Reports					Finance	LCIF
				Current Member Count	YTD Members Added	YTD Members Dropped	YTD Net Growth	YTD Net Growth%	Member Count 12 Months Ago	Avg. length of service for dropped members	Months Since Last MMR ***	Yrs. Since Last Officer Report	President Rotation	Vice President Reported ****	Months Since Last Activity Report ***	Account Balance	Donations for current Fiscal Year
			Number of times on status quo within last two years	If below 15 members appears				If net loss is greater than 20% appears			If no report in 3 months appears in	When more than one year appears in	Number of repeat terms	Notes the officers that do not have an active	If no report at 12 months appears in red		
Clubs more than two years old																	
4422	BEDFORD TOWNSHIP L C	07/16/1969	Active	68	2	5	-3	-4.23%	63	12	1			N	SC	4	\$2,000.00
	Exc Award (06/30/2024)																
41308	BROWNSTOWN	05/21/1982	Active	31	2	3	-1	-3.13%	36	9	4		2	N	M,VP,SC	12	\$430.00
4425	CANTON L C	06/17/1968	Active	18	0	0	0	0.00%	17		6				M,VP,SC	24+	\$50.00
	Exc Award (06/30/2022)																
4427	DEARBORN HEIGHTS	03/03/1963	Active	6	0	1	-1	-14.29%	9	36	2		11	R	S,T,SC	24+	\$6,220.00
4428	DETROIT	01/26/1920	Active(2)	3	3	0	3	100.00%	0		5		2		M,VP,SC	24+	
48761	DETROIT HISPANIC	06/28/1988	Active	17	0	0	0	0.00%	17		4			N	M	5	
30336	DETROIT MID-CITY	03/17/1975	Active	36	1	8	-7	-16.28%	44	14	0				VP,SC	3	\$30.00
109262	DETROIT MOTOWN N.E.W.	09/20/2010	Cancelled(8*)	0	0	2	-2	-100.00%	2	21	3	1	None		P,S,T,M,VP SC	N/R	90+ Days
36199	DETROIT NORTH CENTRAL	11/06/1978	Active	6	0	0	0	0.00%	6		5		15		M,VP,SC	12	
4435	DETROIT NORTHEAST	01/06/1938	Active	24	2	1	1	4.35%	26	0	0				M,VP,SC	24+	\$300.00
4437	DETROIT NORTHWEST	05/06/1926	Active(1)	22	0	0	0	0.00%	22		8				VP,SC	7	90+ Days
4440	DETROIT RENAISSANCE	09/06/1973	Active	35	8	19	-11	-23.91%	46	10	2			N	SC	5	\$550.00
	Exc Award (06/30/2021, 06/30/2022)																
150775	Detroit Wayne State Community Area	05/18/2022	Cancelled(8*)	0	0	4	-4	-100.00%	4	3	3		None		P,S,T,M,VP SC	N/R	90+ Days
59405	DETROIT WESTOWN-HARTFORD	04/23/1997	Active	43	4	3	1	2.38%	31	4	2			N	M,SC	0	\$1,330.00
	Exc Award (06/30/2022, 06/30/2024)																
46269	ECORSE-RIVER ROUGE	06/09/1986	Active	21	0	6	-6	-22.22%	28	6	0			IP	M,SC	19	
4445	GARDEN CITY	03/21/1956	Active	9	2	1	1	12.50%	9	47	0		3		T,M,VP,SC	N/R	90+ Days
129046	GREATER H.P. DETROIT DOWNTOWN	09/30/2016	Status Quo(1)	16	1	0	1	6.67%	13		2		3	R		11	90+ Days
	Exc Award (06/30/2024)																
104811	GREATER METRO DETROIT	02/24/2009	Active(3)	8	0	1	-1	-11.11%	9	10	3		6	R	S,M,SC	23	90+ Days
4447	GROSSE POINTE	12/19/1928	Active	32	0	1	-1	-3.03%	31	8	7		2	R	T,SC	24+	



Club Health Assessment for District 11 A1 through March 2025

			Status	Membership							Reports					Finance		LCIF
Club Number	Club Name	Charter Date		Current Member Count	YTD Members Added	YTD Members Dropped	YTD Net Growth	YTD Net Growth%	Member Count 12 Months Ago	Avg. length of service for dropped members	Months Since Last MMR ***	Yrs. Since Last Officer Report	President Rotation	Vice President Reported ****	Months Since Last Activity Report ***	Account Balance	Donations for current Fiscal Year	
			Number of times on status quo within last two years	If below 15 members appears				If net loss is greater than 20% appears			If no report in 3 months appears in	When more than one year appears in	Number of repeat terms	Notes the officers that do not have an active	If no report at 12 months appears in red			
4450	HARPER WOODS GROSSE POINTE WOODS Exc Award (06/30/2022)	03/11/1948	Active	35	6	3	3	9.38%	32	26	0		2	N	SC	10		\$450.00
39397	LINCOLN PARK	02/27/1981	Active(1)	3	0	0	0	0.00%	3		9		8		P,M,VP,SC	24+		
4457	LIVONIA HIGH NOONERS	01/29/1953	Active	40	0	0	0	0.00%	42		9		3	R	SC	17		
4459	METRO AIRPORT L C	02/25/1972	Active	8	0	0	0	0.00%	8		6		17		M,VP,SC	24+		
151397	MICHIGAN CYBER	06/20/2022	Active	23	1	0	1	4.55%	26		3			N	SC	6		
57219	NORTHVILLE Exc Award (06/30/2017, 06/30/2023)	07/03/1995	Active	17	4	2	2	13.33%	20	3	1		7	R	SC	0		\$250.00
4462	PLYMOUTH Exc Award (06/30/2022)	11/12/1947	Active	52	2	2	0	0.00%	52	10	7		2	R	SC	7		\$100.00
4464	ROCKWOOD AREA L C	05/07/1973	Active	14	0	0	0	0.00%	14		3		18	N	P,SC	15		
4465	SOUTHGATE	12/02/1957	Active	2	0	0	0	0.00%	2		20		4		T,M,VP,SC	24+	90+ Days	
4466	TAYLOR	10/17/1951	Active	7	1	0	1	16.67%	7		0		2	R	M,SC	4		
4467	TRENTON	09/27/1955	Cancelled(6*)	0	0	8	-8	-100.00%	7	25	0		None		P,S,T,M,VP SC	24+	90+ Days	
4468	WAYNE	09/23/1953	Active	12	0	0	0	0.00%	12		9		2	R	VP	10		
31533	WESTLAND	01/12/1976	Active	18	3	0	3	20.00%	15		7				M,VP,SC	15		
4471	WYANDOTTE	06/05/1942	Active(1)	12	0	2	-2	-14.29%	14	3	3		8		S,M,VP,SC	24+		

Clubs Cancelled Previous Fiscal Year – Clubs Cancelled within last 12 months may be reinstated

Club Number	Club Name	Charter Date	Current Status*	Cancellation Date
127160	BELLEVILLE LEADERSHIP 360	03/29/2016	Cancelled(6*)	04/29/2024
4426	DEARBORN	11/28/1945	Cancelled(8*)	06/29/2024
146195	Detroit Greater St John	05/19/2021	Cancelled(8*)	12/29/2023
130669	University of Michigan Campus Dearborn	04/25/2017	Cancelled(8*)	12/29/2023



Club Health Assessment for District 11 A1 through March 2025

Club Number			Club Name			Charter Date			Status					Membership					Reports					Finance		LCIF
									Current Member Count	YTD Members Added	YTD Members Dropped	YTD Net Growth	YTD Net Growth%	Member Count 12 Months Ago	Avg. length of service for dropped members	Months Since Last MMR ***	Yrs. Since Last Officer Report	President Rotation	Vice President Reported ****	Months Since Last Activity Report ***	Account Balance	Donations for current Fiscal Year				
									Number of times on status quo within last two years	If below 15 members appears			If net loss is greater than 20% appears			If no report in 3 months appears in		When more than one year appears in	Number of repeat terms	Notes the officers that do not have an active		If no report at 12 months appears in red				
Current Total Clubs Count	YTD New Clubs Count	YTD Cancelled Clubs Count	YTD Net Club Gain	Current Total Members Count	YTD Add	YTD Drop	YTD Net Growth	YTD Net Growth %	Member Count 12 Months Ago	Average Member Count Per Club	% of Clubs with less than 20 members	% No MMR in 3 Months	% No Officer Report in 12 Months	% of Clubs with balance 90+ days	Number of Clubs in Status Quo	% Status Quo Clubs in Financial Suspension	Number of Cancelled Clubs	Average Cancelled Club Age	Members Lost Due to Cancellation	% of Clubs Cancelled for Non-Financial Reasons						
30	0	3	-3	638	42	72	-30	-4.49%	667	21	57%	60%	0%	17%	1	100%	3	61	14	-67%						

* - P - Priority Club. Cancellation Reasons: 1-Objectives/conduct, 2-Non-active club, 5-Non-existing club, 6-Disbanding, 7-Merger, 8-Financial Suspension, 9-District/Multiple District Dues.

** - Abbreviation: P-President, S-Secretary, T-Treasurer, M-Member Chairperson, VP-First Vice President, MC-Communications Chairperson, SC-Service Chairperson

*** - Abbreviation: N/R - Never reported using the Lions Clubs website, N/A - Not applicable, No password registered for the Lions Clubs website.

**** - Abbreviation: N - New, IP - Immediate Past, R - Repeat.




Club Health Assessment for District 11 A2 through March 2025

			Status	Membership							Reports					Finance		LCIF
Club Number	Club Name	Charter Date		Current Member Count	YTD Members Added	YTD Members Dropped	YTD Net Growth	YTD Net Growth%	Member Count 12 Months Ago	Avg. length of service for dropped members	Months Since Last MMR ***	Yrs. Since Last Officer Report	President Rotation	Vice President Reported ****	Months Since Last Activity Report ***	Account Balance	Donations for current Fiscal Year	
			Number of times on status quo within last two years	If below 15 members appears					If net loss is greater than 20% appears			If no report in 3 months appears in	When more than one year appears in	Number of repeat terms	Notes the officers that do not have an active	If no report at 12 months appears in red		
Clubs more than two years old																		
4474	ARMADA	01/17/1941	Active	39	0	2	-2	-4.88%	41	27	2				P,T,M,VP,SC	3		\$100.00
4479	BEVERLY HILLS	03/03/1972	Active	33	3	1	2	6.45%	30	10	1		3	R	SC	2		\$555.00
Exc Award (06/30/2021, 06/30/2022, 06/30/2023)																		
4480	BIRMINGHAM	03/27/1928	Active	17	0	1	-1	-5.56%	19	49	6		6		M,VP,SC	24+	90+ Days	
4483	CENTER LINE	01/28/1953	Active(1)	25	4	3	1	4.17%	24	9	2		3		VP,SC	3		\$1,400.00
84652	CLARKSTON AREA	01/05/2005	Active	11	0	1	-1	-8.33%	12	20	3		10	R	M,SC	0		\$300.00
4485	CLAWSON	06/26/1944	Active(1)	37	2	0	2	5.71%	35		6			N	M,SC	3		\$1,000.00
4488	EASTPOINTE	11/22/1948	Active	45	0	7	-7	-13.46%	54	23	1			N	P,M,SC	5		
4494	FRASER	04/30/1946	Active	33	0	4	-4	-10.81%	36	20	0			N	SC	0		\$2,100.00
4497	HAZEL PARK	12/12/1947	Active	35	0	0	0	0.00%	37		2		3	N	M,SC	1		\$25.00
Exc Award (06/30/2016, 06/30/2017)																		
4501	LAKE ORION	08/11/1938	Active	106	8	1	7	7.07%	98	0	0			N	P,SC	1		\$40.00
Exc Award (06/30/2018, 06/30/2019, 06/30/2020)																		
45068	MADISON HEIGHTS & AREA	06/28/1985	Cancelled(6*)	0	0	11	-11	-100.00%	13	28	0		None		P,S,T,M,VP SC	19	90+ Days	
4499	MILFORD HURON VALLEY	05/24/1948	Active	17	0	0	0	0.00%	19		3		3	R	M,SC	5		\$200.00
4509	MOUNT CLEMENS	03/19/1935	Active	36	2	3	-1	-2.70%	38	3	0			N	M,VP,SC	13		
Exc Award (06/30/2023)																		
36297	NEW BALTIMORE	12/21/1978	Active	116	21	15	6	5.45%	107	3	0		2	R		1		\$2,370.00
Exc Award (06/30/2018, 06/30/2020, 06/30/2021)																		
4513	ORTONVILLE	04/27/1966	Active	42	3	4	-1	-2.33%	43	14	5		4	R	SC	24+		\$5,000.00
4516	PONTIAC	10/31/1923	Active(1)	29	2	6	-4	-12.12%	30	3	2		7		S,T,M,VP,SC	24+		
Exc Award (06/30/2022)																		
4519	RICHMOND	04/23/1940	Active	41	1	5	-4	-8.89%	44	14	1			IP	P,SC	3		
Exc Award (06/30/2017)																		
4520	ROCHESTER	07/16/1944	Active	57	1	0	1	1.79%	56		2			N	VP,SC	24+		\$150.00
Exc Award (06/30/2018)																		



Club Health Assessment for District 11 A2 through March 2025

			Status	Membership						Reports					Finance		LCIF	
Club Number	Club Name	Charter Date		Current Member Count	YTD Members Added	YTD Members Dropped	YTD Net Growth	YTD Net Growth%	Member Count 12 Months Ago	Avg. length of service for dropped members	Months Since Last MMR ***	Yrs. Since Last Officer Report	President Rotation	Vice President Reported ****	Months Since Last Activity Report ***	Account Balance	Donations for current Fiscal Year	
			Number of times on status quo within last two years	If below 15 members appears				If net loss is greater than 20% appears			If no report in 3 months appears in	When more than one year appears in	Number of repeat terms	Notes the officers that do not have an active	If no report at 12 months appears in red			
4476	ROCHESTER HILLS	11/15/1973	Active	22	0	0	0	0.00%	23		9		3	VP	2	90+ Days	\$50.00	
	Exc Award (06/30/2023)																	
4521	ROMEO	04/06/1942	Active	89	6	6	0	0.00%	90	11	0		N	SC	5			
68468	ROSEVILLE	04/15/2003	Active	14	0	0	0	0.00%	14		13	1	None	P,S,T,M,VP SC M,SC	24			
4523	ROYAL OAK	10/26/1928	Active	26	3	6	-3	-10.34%	29	19	0		N		2		\$4,540.00	
	Exc Award (06/30/2018, 06/30/2023, 06/30/2024)																	
42163	SELFDRIDGE CHESTERFIELD	01/31/1983	Active	19	3	0	3	18.75%	12		1		2	R	SC	5	\$295.00	
	Exc Award (06/30/2024)																	
4527	SHELBY TOWNSHIP	03/25/1958	Active	89	6	3	3	3.49%	85	26	0			N	M,SC	4	\$2,010.00	
	Exc Award (06/30/2021)																	
4526	ST CLAIR SHORES	07/26/1944	Active	11	1	0	1	10.00%	6		5			IP	M	3	\$150.00	
4531	STERLING HEIGHTS	11/09/1970	Active	118	15	21	-6	-4.84%	120	10	0			N	VP,SC	1	90+ Days	\$1,300.00
	Exc Award (06/30/2018, 06/30/2021, 06/30/2024)																	
104427	TROY COMMUNITY	01/16/2009	Active	15	0	1	-1	-6.25%	17	16	3		5	R		0		
	Exc Award (06/30/2018)																	
4533	UTICA	10/09/1946	Active	17	0	2	-2	-10.53%	19	5	5		None	P,T,M,VP,SC	24+		\$1,000.00	
4535	WARREN	10/11/1956	Active	17	0	0	0	0.00%	17		11		2	R		2	\$100.00	
4536	WASHINGTON	04/09/1957	Active	26	1	3	-2	-7.14%	30	18	0			N	M,SC	11	\$800.00	
4539	WIXOM WALLED LAKE	09/10/1958	Active	23	2	0	2	9.52%	20		5		3	R	SC	0		

Clubs Cancelled Previous Fiscal Year – Clubs Cancelled within last 12 months may be reinstated

Club Number	Club Name	Charter Date	Current Status*	Cancellation Date
4511	NOVI	05/25/1973	Cancelled(8*)	12/29/2023



Club Health Assessment for District 11 A2 through March 2025

Club Number	Club Name	Charter Date	Status		Membership								Reports					Finance		LCIF
					Current Member Count	YTD Members Added	YTD Members Dropped	YTD Net Growth	YTD Net Growth%	Member Count 12 Months Ago	Avg. length of service for dropped members	Months Since Last MMR ***	Yrs. Since Last Officer Report	President Rotation	Vice President Reported ****	Months Since Last Activity Report ***	Account Balance	Donations for current Fiscal Year		
			Number of times on status quo within last two years	If below 15 members appears				If net loss is greater than 20% appears			If no report in 3 months appears in	When more than one year appears in	Number of repeat terms	Notes the officers that do not have an active	If no report at 12 months appears in red					
Current Total Clubs Count	YTD New Clubs Count	YTD Cancelled Clubs Count	YTD Net Club Gain	Current Total Members Count	YTD Add	YTD Drop	YTD Net Growth	YTD Net Growth %	Member Count 12 Months Ago	Average Member Count Per Club	% of Clubs with less than 20 members	% No MMR in 3 Months	% No Officer Report in 12 Months	% of Clubs with balance 90+ days	Number of Clubs in Status Quo	% Status Quo Clubs in Financial Suspension	Number of Cancelled Clubs	Average Cancelled Club Age	Members Lost Due to Cancellation	% of Clubs Cancelled for Non-Financial Reasons
30	0	1	-1	1,205	84	106	-22	-1.79%	1,218	40	30%	40%	3%	10%	0	0%	1	90	11	0%

* - P - Priority Club. Cancellation Reasons: 1-Objectives/conduct, 2-Non-active club, 5-Non-existing club, 6-Disbanding, 7-Merger, 8-Financial Suspension, 9-District/Multiple District Dues.

** - Abbreviation: P-President, S-Secretary, T-Treasurer, M-Member Chairperson, VP-First Vice President, MC-Communications Chairperson, SC-Service Chairperson

*** - Abbreviation: N/R - Never reported using the Lions Clubs website, N/A - Not applicable, No password registered for the Lions Clubs website.

**** - Abbreviation: N - New, IP - Immediate Past, R - Repeat.



Club Health Assessment for District 11 B1 through March 2025

Club Number	Club Name	Charter Date	Status	Membership							Reports					Finance	LCIF
				Current Member Count	YTD Members Added	YTD Members Dropped	YTD Net Growth	YTD Net Growth%	Member Count 12 Months Ago	Avg. length of service members	Months Since Last MMR ***	Yrs. Since Last Officer Report	President Rotation	Vice President Reported ****	Months Since Last Activity Report ***	Account Balance	Donations for current Fiscal Year
			Number of times on status quo within last two years	If below 15 members appears				If net loss is greater than 20% appears			If no report in 3 months appears in	When more than one year appears in	Number of repeat terms	Notes the officers that do not have an active	If no report at 12 months red		
Clubs more than two years old																	
34085	ADRIAN BREAKFAST	06/27/1977	Active	11	0	1	-1	-8.33%	12	17	3		8	R	P,M,SC	3	\$420.00
4418	ADRIAN EVENING	03/28/1950	Active(1)	9	0	0	0	0.00%	9		32		2		VP,SC	20	\$20.00
4421	ANN ARBOR EVENING	04/11/1961	Active	5	0	0	0	0.00%	5		1		15		M,VP,SC	20	\$20.00
4420	ANN ARBOR HOST	04/29/1929	Active	39	2	0	2	5.41%	38		0		2	R	M,SC	0	\$70.00
4543	BATTLE CREEK CEREAL CITY	06/04/1958	Active	37	1	5	-4	-9.76%	40	17	0			N		4	\$1,457.50
Exc Award (06/30/2022, 06/30/2024)																	
4542	BATTLE CREEK HOST	04/28/1924	Active	11	1	0	1	10.00%	10		0			N	P,T,M,SC	2	\$20.00
4545	BEDFORD AREA L C	04/06/1967	Active	20	2	1	1	5.26%	17	4	4		4	R	M,SC	0	\$20.00
45569	BLISSFIELD & AREA	12/16/1985	Active	16	0	0	0	0.00%	16		8		7		VP,SC	5	\$20.00
134040	Branch Area	03/15/2018	Active	9	0	2	-2	-18.18%	11	4	2		4	R	M,SC	24+	\$20.00
4550	CLARKLAKE	02/08/1965	Active	46	5	0	5	12.20%	41		5		4	R	M,SC	19	\$20.00
151051	Clear Lake Virtual	06/02/2022	Active	9	0	4	-4	-30.77%	14	2	5			N		2	\$20.00
107945	CLINTON	04/01/2010	Active	21	2	1	1	5.00%	24	15	4		2	R	M,SC	19	\$20.00
4551	CONCORD	11/22/1941	Active	10	0	0	0	0.00%	10		7		6	R	M,SC	11	\$20.00
36796	DEXTER	03/29/1979	Active	59	6	9	-3	-4.84%	63	4	2			N	SC	2	\$520.00
4558	GRASS LAKE	02/10/1953	Active	37	9	5	4	12.12%	33	5	0		3		VP,SC	12	\$20.00
Exc Award (06/30/2024)																	
4559	HANOVER HORTON AREA	10/12/1964	Active	11	3	2	1	10.00%	10	29	2				M,VP,SC	17	\$120.00
4562	HILLSDALE	11/15/1949	Active	10	0	0	0	0.00%	10		14				M,VP,SC	17	\$20.00
4564	HOMER	07/14/1942	Active	21	3	2	1	5.00%	22	19	3				M,VP,SC	12	\$60.00
39854	HURON VALLEY SUNRISE	05/14/1981	Active	6	0	1	-1	-14.29%	7	20	5	1	None		P,S,T,M,VP SC	13	\$20.00
4567	JACKSON CASCADES	11/01/1966	Active	22	3	2	1	4.76%	23	17	1			N	M,SC	2	\$1,120.00
141538	Jackson County Professional Virtual	06/15/2020	Active	7	0	0	0	0.00%	8		9			N		17	\$20.00
33303	JACKSON EYE OPENERS	02/09/1977	Active	29	1	0	1	3.57%	28		1			N	SC	9	\$1,450.00



Club Health Assessment for District 11 B1 through March 2025

			Status	Membership							Reports					Finance	LCIF	
Club Number	Club Name	Charter Date		Current Member Count	YTD Members Added	YTD Members Dropped	YTD Net Growth	YTD Net Growth%	Member Count 12 Months Ago	Avg. length of service for dropped members	Months Since Last MMR ***	Yrs. Since Last Officer Report	President Rotation	Vice President Reported ****	Months Since Last Activity Report ***	Account Balance	Donations for current Fiscal Year	
			Number of times on status quo within last two years	If below 15 members appears			If net loss is greater than 20% appears			If no report in 3 months appears in			When more than one year appears in	Number of repeat terms	Notes the officers that do not have an active	If no report at 12 months red		
Exc Award (06/30/2024)																		
4566	JACKSON HOST	05/07/1921	Active	36	3	5	-2	-5.26%	39	9	1			N	M,SC	2		\$1,120.00
Exc Award (06/30/2023)																		
138768	Jackson Lions Diabetes Service	06/28/2019	Active	10	1	2	-1	-9.09%	9	7	3				M,VP,SC	5		\$40.00
4568	JONESVILLE	04/03/1935	Active(1)	13	1	0	1	8.33%	0		0		3		M,VP,SC	17		\$20.00
100514	MANCHESTER	11/09/2007	Active	12	0	0	0	0.00%	11		11		2	R		5		(\$480.00)
4574	MARSHALL	08/20/1953	Active	6	0	3	-3	-33.33%	14	31	0				M,VP,SC	17		\$20.00
4576	MICHIGAN CENTER	03/19/1957	Active	50	3	9	-6	-10.71%	59	14	3				P,S,M,VP,SC	17		\$20.00
141296	Michigan Center Lioness	06/03/2020	Active	43	8	2	6	16.22%	40	4	0			N	SC	3		\$20.00
4580	NAPOLEON	10/27/1953	Active	27	0	5	-5	-15.63%	33	20	1			N	SC	3		\$30.00
29088	NORTH ADAMS	04/03/1974	Active	17	4	0	4	30.77%	13		0		8	R	VP,SC	1		\$20.00
4582	NORTH JACKSON	04/03/1956	Active	18	0	0	0	0.00%	21		9		2		M,VP,SC	11		\$1,020.00
4584	PARMA SPRING ARBOR	08/28/1953	Active	7	0	0	0	0.00%	7		23	1	None		P,S,T,M,VP SC	17	90+ Days	\$20.00
29357	PENNFIELD	05/22/1974	Active	37	1	1	0	0.00%	39	32	3		2	R	SC	15		\$20.00
29089	PITTSFORD AREA	04/24/1974	Active	21	0	2	-2	-8.70%	23	17	2			N	SC	17		\$20.00
140691	Quest South East Jackson	02/03/2020	Active	24	2	0	2	9.09%	30		3			N	M,SC	7		\$40.00
30713	SALINE	05/16/1975	Active	21	1	2	-1	-4.55%	22	1	5			R	M,SC	17		\$1,520.00
4591	TEKONSHA	01/18/1944	Active	24	0	1	-1	-4.00%	25	13	1		4	N	T,M,SC	17		\$1,000.00
130041	University of Michigan	02/07/2017	Active	3	0	0	0	0.00%	4		9				S,M,VP,SC	18		\$20.00
4592	VANDERCOOK LAKE	10/08/1956	Active	49	6	7	-1	-2.00%	51	16	0			N	M,SC	11		\$20.00

Clubs Cancelled Previous Fiscal Year – Clubs Cancelled within last 12 months may be reinstated

Club Number	Club Name	Charter Date	Current Status*	Cancellation Date
99152	ALBION	04/20/2007	Cancelled(8*)	01/29/2024



Club Health Assessment for District 11 B1 through March 2025

Club Number			Club Name			Charter Date			Status						Membership						Reports						Finance		LCIF
									Current Member Count	YTD Members Added	YTD Members Dropped	YTD Net Growth	YTD Net Growth%	Member Count 12 Months Ago	Avg. length of service for dropped members	Months Since Last MMR ***	Yrs. Since Last Officer Report	President Rotation	Vice President Reported ****	Months Since Last Activity Report ***	Account Balance	Donations for current Fiscal Year							
									Number of times on status quo within last two years	If below 15 members appears			If net loss is greater than 20% appears			If no report in 3 months appears in			When more than one year appears in	Number of repeat terms	Notes the officers that do not have an active			If no report at 12 months appears in red					
Current Total Clubs Count	YTD New Clubs Count	YTD Cancelled Clubs Count	YTD Net Club Gain	Current Total Members Count	YTD Add	YTD Drop	YTD Net Growth	YTD Net Growth %	Member Count 12 Months Ago	Average Member Count Per Club	% of Clubs with less than 20 members	% No MMR in 3 Months	% No Officer Report in 12 Months	% of Clubs with balance 90+ days	Number of Clubs in Status Quo	% Status Quo Clubs in Financial Suspension	Number of Cancelled Clubs	Average Cancelled Club Age	Members Lost Due to Cancellation	% of Clubs Cancelled for Non-Financial Reasons									
40	0	0	0	863	68	74	-6	-0.69%	891	22	50%	53%	5%	3%	0	0%	0	0	0	0%									

* - P - Priority Club. Cancellation Reasons: 1-Objectives/conduct, 2-Non-active club, 5-Non-existing club, 6-Disbanding, 7-Merger, 8-Financial Suspension, 9-District/Multiple District Dues.

** - Abbreviation: P-President, S-Secretary, T-Treasurer, M-Member Chairperson, VP-First Vice President, MC-Communications Chairperson, SC-Service Chairperson

*** - Abbreviation: N/R - Never reported using the Lions Clubs website, N/A - Not applicable, No password registered for the Lions Clubs website.

**** - Abbreviation: N - New, IP - Immediate Past, R - Repeat.




Club Health Assessment for District 11 B2 through March 2025

			Status	Membership							Reports					Finance		LCIF
Club Number	Club Name	Charter Date		Current Member Count	YTD Members Added	YTD Members Dropped	YTD Net Growth	YTD Net Growth%	Member Count 12 Months Ago	Avg. length of service for dropped members	Months Since Last MMR ***	Yrs. Since Last Officer Report	President Rotation	Vice President Reported ****	Months Since Last Activity Report ***	Account Balance	Donations for current Fiscal Year	
			Number of times on status quo within last two years	If below 15 members appears					If net loss is greater than 20% appears			If no report in 3 months appears in	When more than one year appears in	Number of repeat terms	Notes the officers that do not have appears in an active	If no report at 12 months red		
Clubs more than two years old																		
4599	BANGOR	04/30/1968	Active	17	4	1	3	21.43%	17	4	0			IP	M,SC	6		\$100.00
43992	BARODA	06/19/1984	Active	16	0	0	0	0.00%	16		9		6	R		3		\$100.00
4600	BENTON HARBOR FAIRPLAIN	10/31/1934	Active	24	4	4	0	0.00%	22	18	1			N	SC	0		\$1,250.00
Exc Award (06/30/2024)																		
55792	BLOOMINGDALE-GOBLES KAL HAVEN TRAIL	06/06/1994	Active	13	1	4	-3	-18.75%	16	29	0			N	M,SC	0		\$200.00
4605	BUCHANAN GALIEN	12/13/1933	Active	28	2	4	-2	-6.67%	30	11	2		2	N	M,SC	0		\$600.00
4607	CENTREVILLE	07/20/1945	Active	33	3	1	2	6.45%	31	3	0			N	M	4		\$125.00
4609	COLOMA	12/29/1952	Active	32	0	0	0	0.00%	32		12		2		M,VP,SC	4		\$200.00
Exc Award (06/30/2019)																		
4610	COLON	11/24/1937	Active	30	0	0	0	0.00%	30		8		3	R	SC	4	90+ Days	\$100.00
46000	COVERT COVERT TOWNSHIP	04/28/1986	Active	19	0	2	-2	-9.52%	21	4	0		3		M,VP,SC	4		
4613	DOWAGIAC	07/02/1952	Active	11	0	1	-1	-8.33%	13	36	4		16		P,M,VP,SC	4		\$100.00
4615	EDWARDSBURG	08/21/1946	Active	26	6	2	4	18.18%	22	25	2		None		P,T,VP,SC	4		\$200.00
4621	HARTFORD	09/06/1946	Active	12	0	0	0	0.00%	12		9		7	R	P,SC	4	90+ Days	\$10.00
65387	KALAMAZOO WESTSIDE	05/15/2002	Active	17	0	16	-16	-48.48%	33	11	1		None	N	P,M,SC	4		\$1,000.00
4626	LAKESHORE	12/14/1961	Active	34	9	2	7	25.93%	26	40	1		2		VP,SC	2		\$400.00
4627	LAWRENCE	04/12/1948	Active	12	0	0	0	0.00%	12		9		2		M,VP,SC	16		
4628	LAWTON	08/25/1953	Active	45	0	2	-2	-4.26%	47	10	2		2		M,VP,SC	4		
4629	MARCELLUS	02/02/1970	Active	11	0	0	0	0.00%	11		6		3	R	M,SC	3		
4631	MATTAWAN	10/30/1958	Active	34	1	0	1	3.03%	39		0			N		0		\$200.00
Exc Award (06/30/2018, 06/30/2021, 06/30/2024)																		
4632	NEW BUFFALO	03/06/1942	Active	14	2	7	-5	-26.32%	21	15	0			IP	P,M,VP,SC	16		
4633	NILES	08/19/1926	Active	7	2	0	2	40.00%	5		0		2		M,VP,SC	4		\$100.00
4636	PAW PAW	12/05/1968	Active	82	7	5	2	2.50%	82	14	0			N		0		\$1,900.00



Club Health Assessment for District 11 B2 through March 2025

			Status	Membership							Reports					Finance	LCIF	
Club Number	Club Name	Charter Date		Current Member Count	YTD Members Added	YTD Members Dropped	YTD Net Growth	YTD Net Growth%	Member Count 12 Months Ago	Avg. length of service for dropped members	Months Since Last MMR ***	Yrs. Since Last Officer Report	President Rotation	Vice President Reported ****	Months Since Last Activity Report ***	Account Balance	Donations for current Fiscal Year	
			Number of times on status quo within last two years	If below 15 members appears			If net loss is greater than 20% appears			If no report in 3 months appears in			When more than one year appears in	Number of repeat terms	Notes the officers that do not have an active	If no report at 12 months appears in red		
Exc Award (06/30/2018, 06/30/2024)																		
4638	PORTAGE	01/23/1961	Active	14	3	7	-4	-22.22%	17	19	4			N		0		\$1,000.00
Exc Award (06/30/2018, 06/30/2019, 06/30/2020)																		
4640	RICHLAND GULL LAKE AREA	03/03/1954	Active	16	1	0	1	6.67%	15		8		2	N	T,M,SC	0		
Exc Award (06/30/2018)																		
44711	SCHOOLCRAFT	03/25/1985	Active	9	0	1	-1	-10.00%	10	1	8				M,VP,SC	4		\$50.00
4645	SISTER LAKES	03/30/1966	Active	33	1	0	1	3.13%	32		6		3		M,VP,SC	4		\$100.00
58272	SOUTH HAVEN BLACK RIVER	05/16/1996	Active	17	8	4	4	30.77%	11	18	3			N	M	0		\$150.00
Exc Award (06/30/2019, 06/30/2023)																		
4641	ST JOSEPH	06/15/1928	Active	76	5	3	2	2.70%	77	3	0			R	SC	0		\$2,100.00
Exc Award (06/30/2023)																		
78951	STURGIS	04/26/2004	Active	27	0	0	0	0.00%	27		8		4		M,VP,SC	16		\$50.00
4650	THREE RIVERS	12/06/1948	Active	27	4	10	-6	-18.18%	32	29	0			N	T,M,SC	7		\$225.00
Exc Award (06/30/2018, 06/30/2024)																		
4653	VICKSBURG	04/17/1953	Active	36	0	0	0	0.00%	36		8		2		S,T,M,VP,SC	4		\$1,250.00
4654	WATERVLIET	08/05/1953	Active	17	0	1	-1	-5.56%	21	2	1		4	N	M	4		\$1,000.00

Clubs Cancelled Previous Fiscal Year – Clubs Cancelled within last 12 months may be reinstated

Club Number	Club Name	Charter Date	Current Status*	Cancellation Date
4611	COMSTOCK	06/11/1970	Cancelled(6*)	07/29/2023
4656	WHITE PIGEON	05/29/1945	Cancelled(6*)	08/29/2023

Current Total Clubs Count	YTD New Clubs Count	YTD Cancelled Clubs Count	YTD Net Club Gain	Current Total Members Count	YTD Add	YTD Drop	YTD Net Growth	YTD Net Growth %	Member Count 12 Months Ago	Average Member Count Per Club	% of Clubs with less than 20 members	% No MMR in 3 Months	% No Officer Report in 12 Months	% of Clubs with balance 90+ days	Number of Clubs in Status Quo	% Status Quo Clubs in Financial Suspension	Number of Cancelled Clubs	Average Cancelled Club Age	Members Lost Due to Cancellation	% of Clubs Cancelled for Non-Financial Reasons
31	0	0	0	789	63	77	-14	-1.74%	816	25	52%	45%	0%	6%	0	0%	0	0	0	0%



Club Health Assessment for District 11 B2 through March 2025

			Status	Membership							Reports					Finance	LCIF
Club Number	Club Name	Charter Date		Current Member Count	YTD Members Added	YTD Members Dropped	YTD Net Growth	YTD Net Growth%	Member Count 12 Months Ago	Avg. length of service for dropped members	Months Since Last MMR ***	Yrs. Since Last Officer Report	President Rotation	Vice President Reported ****	Months Since Last Activity Report ***	Account Balance	Donations for current Fiscal Year
			Number of times on status quo within last two years	If below 15 members appears				If net loss is greater than 20% appears			If no report in 3 months appears in	When more than one year appears in	Number of repeat terms	Notes the officers that do not have an active	If no report at 12 months appears in red		

* - P - Priority Club. Cancellation Reasons: 1-Objectives/conduct, 2-Non-active club, 5-Non-existing club, 6-Disbanding, 7-Merger, 8-Financial Suspension, 9-District/Multiple District Dues.


** - Abbreviation: P-President, S-Secretary, T-Treasurer, M-Member Chairperson, VP-First Vice President, MC-Communications Chairperson, SC-Service Chairperson

*** - Abbreviation: N/R - Never reported using the Lions Clubs website, N/A - Not applicable, No password registered for the Lions Clubs website.

**** - Abbreviation: N - New, IP - Immediate Past, R - Repeat.



Club Health Assessment for District 11 C1 through March 2025

			Status	Membership							Reports					Finance		LCIF
Club Number	Club Name	Charter Date		Current Member Count	YTD Members Added	YTD Members Dropped	YTD Net Growth	YTD Net Growth%	Member Count 12 Months Ago	Avg. length of service for dropped members	Months Since Last MMR ***	Yrs. Since Last Officer Report	President Rotation	Vice President Reported ****	Months Since Last Activity Report ***	Account Balance	Donations for current Fiscal Year	
			Number of times on status quo within last two years	If below 15 members appears			If net loss is greater than 20% appears				If no report in 3 months appears in	When more than one year appears in	Number of repeat terms	Notes the officers that do not have appears in an active		If no report at 12 months red		
Clubs more than two years old																		
4598	ALLEGAN	11/21/1945	Active	26	7	0	7	36.84%	19		0		2	R	SC	8		\$1,000.00
4657	ALLENDALE	10/24/1963	Active	9	0	3	-3	-25.00%	12	24	0		10	R	M,SC	7		
31329	ALTO	11/13/1975	Active	21	1	1	0	0.00%	21	6	0				M,VP,SC	0		\$550.00
4665	CEDAR SPRINGS	03/16/1959	Active	3	0	0	0	0.00%	3		16	2	None		P,S,T,M,VP SC	5		
4668	COOPERSVILLE	02/21/1955	Active	1	0	0	0	0.00%	1		7		5		M,VP,SC	4		
31327	DORR TOWNSHIP	11/21/1975	Active	18	0	0	0	0.00%	18		5				VP,SC	3		
4675	FRUITPORT	10/05/1948	Active	75	3	9	-6	-7.41%	81	18	0			N	S,SC	3		\$2,050.00
4677	GRAND RAPIDS	11/14/1919	Active	77	3	2	1	1.32%	78	12	0			N	SC	0		\$1,100.00
4620	HAMILTON	04/21/1960	Active	13	0	3	-3	-18.75%	15	16	2		None		P,M,VP,SC	4		
4561	HASTINGS	01/31/1950	Active	8	0	0	0	0.00%	8		11		11		M,VP,SC	4		
4622	HOPKINS	02/08/1949	Active	16	0	0	0	0.00%	16		7		12		M,VP,SC	5		
4597	LAKEWOOD AREA	09/30/1947	Active	48	2	0	2	4.35%	47		4				M,VP,SC	5		
41310	LYONS MUIR LC	05/24/1982	Active	17	2	0	2	13.33%	13		5			N	SC	0		\$1,850.00
Exc Award (06/30/2018)																		
4695	MARNE	06/03/1963	Active	24	1	1	0	0.00%	24	12	2			N	SC	3		\$400.00
4630	MARTIN	10/26/1953	Active	8	0	1	-1	-11.11%	9	4	7		3		M,VP,SC	3		\$1,475.00
4577	MIDDLEVILLE	03/21/1955	Active	13	0	0	0	0.00%	14		10		5		S,M,VP,SC	3	90+ Days	
4699	MUSKEGON HOST	12/09/1919	Active	12	0	0	0	0.00%	12		7		14		M,VP,SC	5		
36554	MUSKEGON NORTH SIDE	02/26/1979	Active	84	8	5	3	3.70%	81	5	0		2	R	SC	0		\$900.00
Exc Award (06/30/2022)																		
4581	NASHVILLE	09/29/1942	Active	9	0	2	-2	-18.18%	11	7	1		4		T,M,VP,SC	3		
4702	RAVENNA	06/29/1954	Active	59	4	3	1	1.72%	59	39	2			N	P,M,SC	2		\$200.00
4704	ROCKFORD	03/12/1954	Active	85	4	19	-15	-15.00%	91	6	0		2	R	SC	3		\$2,000.00
Exc Award (06/30/2022)																		
29834	SARANAC	10/14/1974	Active	23	0	0	0	0.00%	23		2			N	M,SC	3		



Club Health Assessment for District 11 C1 through March 2025

Club Number	Club Name	Charter Date	Status	Membership							Reports					Finance	LCIF
				Current Member Count	YTD Members Added	YTD Members Dropped	YTD Net Growth	YTD Net Growth%	Member Count 12 Months Ago	Avg. length of service for dropped members	Months Since Last MMR ***	Yrs. Since Last Officer Report	President Rotation	Vice President Reported ****	Months Since Last Activity Report ***	Account Balance	Donations for current Fiscal Year
			Number of times on status quo within last two years	If below 15 members appears				If net loss is greater than 20% appears			If no report in 3 months appears	When more than one year appears in	Number of repeat terms	Notes the officers that do not have an active	If no report at 12 months appears in red		
4711	SPARTA	04/07/1954	Active	26	6	6	0	0.00%	26	5	3			M,VP,SC	1		
4714	THORNAPPLE VALLEY	02/02/1954	Active	14	2	2	0	0.00%	14	23	1		6	M,VP,SC	7		
4718	WYOMING	03/15/1962	Active	22	1	1	0	0.00%	22	1	1			N M	1		\$850.00

Clubs Cancelled Previous Fiscal Year – Clubs Cancelled within last 12 months may be reinstated

Club Number	Club Name	Charter Date	Current Status*	Cancellation Date
4553	DELTON	10/07/1954	Cancelled(6*)	11/29/2023
4679	GRANDVILLE JENISON L C	02/26/1973	Cancelled(6*)	11/29/2023

Current Total Clubs Count	YTD New Clubs Count	YTD Cancelled Clubs Count	YTD Net Club Gain	Current Total Members Count	YTD Add	YTD Drop	YTD Net Growth	YTD Net Growth %	Member Count 12 Months Ago	Average Member Count Per Club	% of Clubs with less than 20 members	% No MMR in 3 Months	% No Officer Report in 12 Months	% of Clubs with balance 90+ days	Number of Clubs in Status Quo	% Status Quo Clubs in Financial Suspension	Number of Cancelled Clubs	Average Cancelled Club Age	Members Lost Due to Cancellation	% of Clubs Cancelled for Non-Financial Reasons
25	0	0	0	711	44	58	-14	-1.93%	718	28	52%	44%	4%	4%	0	0%	0	0	0	0%

* - P - Priority Club. Cancellation Reasons: 1-Objectives/conduct, 2-Non-active club, 5-Non-existing club, 6-Disbanding, 7-Merger, 8-Financial Suspension, 9-District/Multiple District Dues.

** - Abbreviation: P-President, S-Secretary, T-Treasurer, M-Member Chairperson, VP-First Vice President, MC-Communications Chairperson, SC-Service Chairperson

*** - Abbreviation: N/R - Never reported using the Lions Clubs website, N/A - Not applicable, No password registered for the Lions Clubs website.

**** - Abbreviation: N - New, IP - Immediate Past, R - Repeat.



Club Health Assessment for District 11 C2 through March 2025

			Status	Membership							Reports					Finance		LCIF
Club Number	Club Name	Charter Date		Current Member Count	YTD Members Added	YTD Members Dropped	YTD Net Growth	YTD Net Growth%	Member Count 12 Months Ago	Avg. length of service for dropped members	Months Since Last MMR ***	Yrs. Since Last Officer Report	President Rotation	Vice President Reported ****	Months Since Last Activity Report ***	Account Balance	Donations for current Fiscal Year	
			Number of times on status quo within last two years	If below 15 members appears				If net loss is greater than 20% appears			If no report in 3 months appears in	When more than one year appears in	Number of repeat terms	Notes the officers that do not have an active	If no report at 12 months appears in red			
Clubs more than two years old																		
4659	ASHLEY	12/07/1953	Active	21	0	1	-1	-4.55%	22	6	5			N	SC	1	\$50.00	
Exc Award (06/30/2017, 06/30/2018, 06/30/20																		
145516	Bancroft Lioness	04/22/2021	Active	29	0	1	-1	-3.33%	32	14	3		2		M,VP,SC	3	\$675.00	
Exc Award (06/30/2023, 06/30/2024)																		
4660	BATH TOWNSHIP L C	03/11/1971	Active	14	0	0	0	0.00%	14		7		3		M,VP,SC	1	\$1,100.00	
Exc Award (06/30/2024)																		
4546	BELLEVUE	06/18/1940	Active	8	0	0	0	0.00%	10		6		6	N	M,SC	16	\$100.00	
4547	BRETTON WOODS	02/23/1954	Active	26	3	0	3	13.04%	23		0			N		0	\$20.00	
Exc Award (06/30/2023, 06/30/2024)																		
4424	BRIGHTON	04/22/1959	Active(1)	21	1	5	-4	-16.00%	25	20	1		7	R		0		
Exc Award (06/30/2018)																		
4549	CHARLOTTE	11/05/1941	Active	17	1	0	1	6.25%	16		4		None		P,S,M,VP,SC	2	\$720.00	
Exc Award (06/30/2023)																		
40597	DE WITT BREAKFAST	12/14/1981	Active	45	2	4	-2	-4.26%	47	17	0			N	SC	1	\$1,000.00	
Exc Award (06/30/2020, 06/30/2022)																		
145512	Delta DeWitt Ledges	04/01/2021	Active	7	0	1	-1	-12.50%	8	4	3		None	N	P,T,SC	9		
4554	DIMONDALE	12/13/1962	Active	8	0	0	0	0.00%	10		9		8		M,VP,SC	24+		
4742	DURAND	07/01/1969	Active	33	1	2	-1	-2.94%	36	10	1		9	R		0	\$925.00	
Exc Award (06/30/2018, 06/30/2019, 06/30/20																		
4556	EATON RAPIDS	05/09/1944	Active(1)	9	2	0	2	28.57%	8		8		3		M,VP	8		
4673	ELSIE	10/03/1940	Active	31	0	2	-2	-6.06%	34	3	6			R	SC	5		
4557	GRAND LEDGE	04/11/1944	Active	61	3	0	3	5.17%	62		0			N		0	\$2,050.00	
Exc Award (06/30/2021, 06/30/2022, 06/30/20																		
105395	HARTLAND	05/04/2009	Active	18	0	3	-3	-14.29%	19	12	4		4	R		0	\$800.00	
Exc Award (06/30/2017, 06/30/2018, 06/30/20																		
4563	HOLT	01/30/1968	Active	38	3	5	-2	-5.00%	44	7	0			N	M,SC	8	\$1,030.00	
Exc Award (06/30/2019, 06/30/2022)																		



Club Health Assessment for District 11 C2 through March 2025

			Status	Membership							Reports					Finance		LCIF
Club Number	Club Name	Charter Date		Current Member Count	YTD Members Added	YTD Members Dropped	YTD Net Growth	YTD Net Growth%	Member Count 12 Months Ago	Avg. length of service for dropped members	Months Since Last MMR ***	Yrs. Since Last Officer Report	President Rotation	Vice President Reported ****	Months Since Last Activity Report ***	Account Balance	Donations for current Fiscal Year	
			Number of times on status quo within last two years	If below 15 members appears				If net loss is greater than 20% appears			If no report in 3 months appears in	When more than one year appears in	Number of repeat terms	Notes the officers that do not have an active	If no report at 12 months appears in red			
4687	ITHACA	02/20/1951	Active	4	0	2	-2	-33.33%	7	23	3		6	M,VP,SC	4			
4762	LAINGSBURG LIONS CLUB	04/30/1948	Active	37	2	3	-1	-2.63%	41	3	1			VP,SC	1			
Exc Award (06/30/2018, 06/30/2019)																		
145596	Lansing Capital Lioness	03/24/2021	Active	11	0	1	-1	-8.33%	12	4	1		2	N SC	6		\$200.00	
4694	MAPLE VALLEY L C	10/13/1969	Active	10	0	0	0	0.00%	10		5		8	VP,SC	0			
4575	MASON	06/13/1944	Active	25	1	1	0	0.00%	25	48	0			N SC	7		\$1,500.00	
Exc Award (06/30/2018)																		
125925	MSU Campus	10/07/2015	Active	9	2	2	0	0.00%	10	2	4			N S,SC	5			
4583	OLIVET	05/29/1944	Active	27	0	2	-2	-6.90%	29	35	5		2	R M,SC	0			
4701	OVID	06/23/1954	Active	29	0	0	0	0.00%	29		2			R	1			
137016	Owosso	03/20/2019	Active	19	6	0	6	46.15%	12		1		3	R VP,SC	7			
Exc Award (06/30/2023)																		
4705	ST JOHNS	10/13/1948	Active	27	7	0	7	35.00%	20		1		4	R SC	3		\$130.00	
4706	ST LOUIS ALMA	04/08/1940	Active	7	0	0	0	0.00%	7		12		6	R M,SC	4			
4588	STOCKBRIDGE	12/18/1951	Active	44	0	4	-4	-8.33%	53	14	4			M,VP,SC	12			
4593	VERMONTVILLE	05/08/1942	Active	8	0	1	-1	-11.11%	10	12	4		None	P,T,M,VP,SC	5			
40999	WACOUSTA	03/15/1982	Active	10	0	0	0	0.00%	10		18	1	None	P,S,T,M,VP SC	5	90+ Days		
4596	WEBBERVILLE	04/29/1954	Active(1)	17	1	0	1	6.25%	16		5		2	R M,SC	4			

Clubs Cancelled Previous Fiscal Year – Clubs Cancelled within last 12 months may be reinstated

Club Number	Club Name	Charter Date	Current Status*	Cancellation Date
4555	EAST LANSING MERIDIAN	02/18/1954	Cancelled(6*)	01/29/2024
106879	GREATER PERRY	11/11/2009	Cancelled(6*)	07/29/2023
65072	LANSING ST STEPHEN'S COMMUNITY	03/06/2002	Cancelled(8*)	12/29/2023



Club Health Assessment for District 11 C2 through March 2025

INTERNATIONAL

Club Number	Club Name	Charter Date	Status		Membership								Reports					Finance		LCIF
					Current Member Count	YTD Members Added	YTD Members Dropped	YTD Net Growth	YTD Net Growth%	Member Count 12 Months Ago	Avg. length of service for dropped members	Months Since Last MMR ***	Yrs. Since Last Officer Report	President Rotation	Vice President Reported ****	Months Since Last Activity Report ***	Account Balance	Donations for current Fiscal Year		
			Number of times on status quo within last two years		If below 15 members appears				If net loss is greater than 20% appears			If no report in 3 months appears in	When more than one year appears in	Number of repeat terms		Notes the officers that do not have an active	If no report at 12 months appears in red			
Current Total Clubs Count	YTD New Clubs Count	YTD Cancelled Clubs Count	YTD Net Club Gain	Current Total Members Count	YTD Add	YTD Drop	YTD Net Growth	YTD Net Growth %	Member Count 12 Months Ago	Average Member Count Per Club	% of Clubs with less than 20 members	% No MMR in 3 Months	% No Officer Report in 12 Months	% of Clubs with balance 90+ days	Number of Clubs in Status Quo	% Status Quo Clubs in Financial Suspension	Number of Cancelled Clubs	Average Cancelled Club Age	Members Lost Due to Cancellation	% of Clubs Cancelled for Non-Financial Reasons
31	0	0	0	670	35	40	-5	-0.74%	701	22	52%	61%	3%	3%	0	0%	0	0	0	0%

* - P - Priority Club. Cancellation Reasons: 1-Objectives/conduct, 2-Non-active club, 5-Non-existing club, 6-Disbanding, 7-Merger, 8-Financial Suspension, 9-District/Multiple District Dues.

** - Abbreviation: P-President, S-Secretary, T-Treasurer, M-Member Chairperson, VP-First Vice President, MC-Communications Chairperson, SC-Service Chairperson

*** - Abbreviation: N/R - Never reported using the Lions Clubs website, N/A - Not applicable, No password registered for the Lions Clubs website.

**** - Abbreviation: N - New, IP - Immediate Past, R - Repeat.



Club Health Assessment for District 11 D1 through March 2025

			Status	Membership							Reports					Finance	LCIF
Club Number	Club Name	Charter Date		Current Member Count	YTD Members Added	YTD Members Dropped	YTD Net Growth	YTD Net Growth%	Member Count 12 Months Ago	Avg. length of service for dropped members	Months Since Last MMR ***	Yrs. Since Last Officer Report	President Rotation	Vice President Reported ****	Months Since Last Activity Report ***	Account Balance	Donations for current Fiscal Year
			Number of times on status quo within last two years	If below 15 members appears				If net loss is greater than 20% appears			If no report in 3 months appears in	When more than one year appears in	Number of repeat terms	Notes the officers that do not have an active	If no report at 12 months appears in red		
Clubs more than two years old																	
108690	AUBURN WILLIAMS	06/17/2010	Active	34	1	0	1	3.03%	37		4			N	1		\$4,726.48
Exc Award (06/30/2018, 06/30/2020)																	
4723	BAY CITY	12/08/1921	Active	167	4	22	-18	-9.73%	187	11	0			N	M	0	\$120.00
Exc Award (06/30/2018, 06/30/2020)																	
4727	BUENA VISTA TOWNSHIP L C	12/13/1966	Active	18	1	1	0	0.00%	18	47	3		8		T,M,VP,SC	24+	\$100.00
4729	CARO	03/16/1943	Active	30	5	3	2	7.14%	28	21	0			N	M	0	\$560.00
4730	CARROLLTON	05/02/1967	Active	21	1	2	-1	-4.55%	22	12	4		2	N	M,SC	24+	
4732	CASS CITY	02/15/1954	Active	25	0	1	-1	-3.85%	27	1	8			N	SC	0	
4733	CHESANING	10/16/1967	Active	15	0	1	-1	-6.25%	17	34	3		6	R	P,SC	6	\$1,000.00
4735	CLIO	01/10/1963	Active	10	0	1	-1	-9.09%	10	36	2		4	R	M,SC	24+	\$185.00
4740	DAVISON	10/18/1961	Active	3	0	0	0	0.00%	3		7		3		P,T,M,VP,SC	24+	
4746	FAIRGROVE	10/23/1956	Active	10	0	0	0	0.00%	10		25		9		P,T,M,VP,SC	24+	
4747	FENTON	04/22/1964	Active	22	0	10	-10	-31.25%	32	16	2			R	M,SC	12	\$500.00
4788	FLINT EAST FLINT	06/02/1955	Active	12	0	0	0	0.00%	12		1		10	R	M,SC	15	
4750	FLUSHING	01/20/1942	Active	34	3	1	2	6.25%	30	8	2			N	SC	18	\$1,630.00
4751	FRANKENMUTH	10/31/1953	Active	69	9	6	3	4.55%	67	20	0			N	M,VP,SC	0	
Exc Award (06/30/2023)																	
4752	FREELAND	12/09/1948	Active	71	8	5	3	4.41%	68	9	1			N	SC	0	\$400.00
32197	GAINES AREA L C	05/12/1976	Active	19	1	3	-2	-9.52%	22	16	5			N	SC	0	\$15.00
Exc Award (06/30/2023)																	
4753	GENESEE	01/27/1956	Active	14	0	0	0	0.00%	15		5				P,T,M,VP,SC	24+	
4754	GOODRICH	12/06/1962	Active	17	1	0	1	6.25%	16		7			IP		24+	
126324	Grand Blanc	12/08/2015	Active	14	0	0	0	0.00%	16		9		6		M,VP,SC	0	\$75.00
4758	HEMLOCK	03/09/1949	Active	21	1	2	-1	-4.55%	22	14	7		3	R	S,M,VP,SC	24+	
45570	KINGSTON	12/16/1985	Active	17	0	1	-1	-5.56%	18	23	5		2		M,VP,SC	2	



Club Health Assessment for District 11 D1 through March 2025

			Status	Membership							Reports					Finance		LCIF
Club Number	Club Name	Charter Date		Current Member Count	YTD Members Added	YTD Members Dropped	YTD Net Growth	YTD Net Growth%	Member Count 12 Months Ago	Avg. length of service for dropped members	Months Since Last MMR ***	Yrs. Since Last Officer Report	President Rotation	Vice President Reported ****	Months Since Last Activity Report ***	Account Balance	Donations for current Fiscal Year	
			Number of times on status quo within last two years	If below 15 members appears				If net loss is greater than 20% appears			If no report in 3 months appears in	When more than one year appears in	Number of repeat terms	Notes the officers that do not have an active	If no report at 12 months appears in red			
4764	LENNON	12/05/1972	Active	28	0	0	0	0.00%	27		9		7	N	T,SC	9	\$1,500.00	
4766	LINDEN	03/16/1972	Active	11	0	5	-5	-31.25%	16	18	3			N	SC	0	\$650.00	
34740	MAYVILLE	12/01/1977	Active	23	0	3	-3	-11.54%	27	10	2			N	SC	0	\$100.00	
38026	MERRILL	02/25/1980	Active	25	2	4	-2	-7.41%	29	14	1				M,VP,SC	1	\$100.00	
4771	MILLINGTON	01/12/1965	Active	30	0	2	-2	-6.25%	34	25	1		None	N	P,M,SC	11	\$100.00	
4773	MONTROSE	12/11/1946	Active	15	0	1	-1	-6.25%	16	51	1		4		VP	4	\$430.00	
4777	OTISVILLE	06/07/1949	Active	23	0	2	-2	-8.00%	25	30	3		3		VP,SC	24+	\$25.00	
58851	SAGINAW	11/15/1996	Active	18	0	4	-4	-18.18%	24	32	2			IP	P,M,SC	24+	\$50.00	
4797	SHIELDS	01/29/1964	Active	23	0	5	-5	-17.86%	29	9	1		13		VP	0	\$500.00	
4793	ST CHARLES	09/30/1942	Active	13	0	7	-7	-35.00%	20	18	0		6		M,VP,SC	24+		
4799	SWARTZ CREEK	12/17/1969	Active	9	0	0	0	0.00%	9		8		7		M,VP,SC	24+	90+ Days	
67166	VASSAR	01/31/2003	Active	9	0	0	0	0.00%	10		7		4		M,VP,SC	24+		
4803	ZILWAUKEE	03/06/1956	Active	17	7	2	5	41.67%	12	2	1		None		P,T,M,VP,SC	0		

Clubs Cancelled Previous Fiscal Year – Clubs Cancelled within last 12 months may be reinstated

Club Number	Club Name	Charter Date	Current Status*	Cancellation Date
4745	ESSEXVILLE HAMPTON	11/03/1959	Cancelled(6*)	02/29/2024
4748	FLINT DOWNTOWN HOST	02/25/1920	Cancelled(8*)	12/29/2023
140095	Great Lakes Bay Area Sports	10/25/2019	Cancelled(8*)	11/29/2023

Current Total Clubs Count	YTD New Clubs Count	YTD Cancelled Clubs Count	YTD Net Club Gain	Current Total Members Count	YTD Add	YTD Drop	YTD Net Growth	YTD Net Growth %	Member Count 12 Months Ago	Average Member Count Per Club	% of Clubs with less than 20 members	% No MMR in 3 Months	% No Officer Report in 12 Months	% of Clubs with balance 90+ days	Number of Clubs in Status Quo	% Status Quo Clubs in Financial Suspension	Number of Cancelled Clubs	Average Cancelled Club Age	Members Lost Due to Cancellation	% of Clubs Cancelled for Non-Financial Reasons
34	0	0	0	887	44	94	-50	-5.34%	955	26	53%	53%	0%	3%	0	0%	0	0	0	0%



Club Health Assessment for District 11 D1 through March 2025

			Status	Membership							Reports					Finance	LCIF
Club Number	Club Name	Charter Date		Current Member Count	YTD Members Added	YTD Members Dropped	YTD Net Growth	YTD Net Growth%	Member Count 12 Months Ago	Avg. length of service for dropped members	Months Since Last MMR ***	Yrs. Since Last Officer Report	President Rotation	Vice President Reported ****	Months Since Last Activity Report ***	Account Balance	Donations for current Fiscal Year
			Number of times on status quo within last two years	If below 15 members appears				If net loss is greater than 20% appears			If no report in 3 months appears in	When more than one year appears in	Number of repeat terms	Notes the officers that do not have an active	If no report at 12 months appears in red		

* - P - Priority Club. Cancellation Reasons: 1-Objectives/conduct, 2-Non-active club, 5-Non-existing club, 6-Disbanding, 7-Merger, 8-Financial Suspension, 9-District/Multiple District Dues.

** - Abbreviation: P-President, S-Secretary, T-Treasurer, M-Member Chairperson, VP-First Vice President, MC-Communications Chairperson, SC-Service Chairperson

*** - Abbreviation: N/R - Never reported using the Lions Clubs website, N/A - Not applicable, No password registered for the Lions Clubs website.

**** - Abbreviation: N - New, IP - Immediate Past, R - Repeat.



Club Health Assessment for District 11 D2 through March 2025

			Status	Membership							Reports					Finance	LCIF
Club Number	Club Name	Charter Date		Current Member Count	YTD Members Added	YTD Members Dropped	YTD Net Growth	YTD Net Growth%	Member Count 12 Months Ago	Avg. length of service for dropped members	Months Since Last MMR ***	Yrs. Since Last Officer Report	President Rotation	Vice President Reported ****	Months Since Last Activity Report ***	Account Balance	Donations for current Fiscal Year
			Number of times on status quo within last two years	If below 15 members appears	If net loss is greater than 20% appears					If no report in 3 months appears in	When more than one year appears in	Number of repeat terms	Notes the officers that do not have an active	If no report at 12 months appears in red			
Clubs more than two years old																	
4473	ALGONAC	04/26/1940	Active	77	4	12	-8	-9.41%	86	6	0			N	SC	1	
4720	ALMONT	03/08/1944	Active	39	3	1	2	5.41%	37	23	0		3	R		1	
4490	ANCHOR BAY	02/04/1958	Active(2)	14	0	0	0	0.00%	14		12		None		P,S,T,M,VP SC	1	
51591	APPLEGATE	04/26/1991	Active	15	0	0	0	0.00%	15		6		4	N	P,T,M,SC	0	
4721	BAD AXE	01/11/1937	Active	34	4	1	3	9.68%	31	54	1				T,M,VP,SC	0	
4478	BERVILLE	06/17/1948	Active	112	2	4	-2	-1.75%	110	27	0			N	T,M,VP,SC	1	
4482	CAPAC	01/28/1948	Active	7	0	0	0	0.00%	7		1	1	None		P,S,T,M,VP SC	1	
4731	CARSONVILLE	06/13/1945	Active(1)	24	1	0	1	4.35%	23		2		2		T,M,VP,SC	1	90+ Days
4739	CROSWELL	12/06/1946	Active	14	3	3	0	0.00%	14	20	1		None	R	P,T,SC	3	\$325.00
127843	Deckerville	06/23/2016	Active	15	1	1	0	0.00%	16	7	0			N	M,SC	1	\$1,000.00
4743	ELBA TOWNSHIP L C	03/13/1969	Active	4	0	0	0	0.00%	4		8		4		P,M,VP,SC	1	
4744	ELKTON	02/10/1960	Active	53	7	3	4	8.16%	44	2	1		2	R	SC	0	\$2,340.00
4489	EMMETT	02/09/1949	Active	50	1	3	-2	-3.85%	51	26	1				M,VP,SC	1	\$2,000.00
4493	FORT GRATIOT TOWNSHIP	08/05/1948	Active	1	0	5	-5	-83.33%	6	6	8		5		VP,SC	6	
126382	Frieburg Saint Ignatius	12/29/2015	Active	20	2	2	0	0.00%	19	2	4		10		T,M,VP,SC	1	
4756	HADLEY	02/25/1969	Active	21	1	1	0	0.00%	21	14	2			N	T,SC	0	
4757	HARBOR BEACH	11/11/1938	Active	24	0	7	-7	-22.58%	31	13	0		2		M,VP,SC	1	
4496	HARSENS ISLAND	01/13/1948	Active	27	0	0	0	0.00%	28		0		9	N	T,M,SC	1	\$1,000.00
145510	Harsens Island Lioness's	03/03/2021	Active	30	3	1	2	7.14%	35	1	1		5	N	SC	1	
4759	IMLAY CITY	04/05/1949	Active	13	0	0	0	0.00%	13		7		3		P,S,M,VP,SC	2	
4500	JEDDO	02/03/1965	Active	17	4	4	0	0.00%	17	13	1		None		P,M,VP,SC	1	
4763	LAPEER	02/26/1954	Active	10	0	2	-2	-16.67%	13	8	3			IP	M,SC	4	\$500.00
4765	LEXINGTON	09/06/1939	Active	16	1	2	-1	-5.88%	17	5	1		7	N	S,M,SC	1	\$16.00
4506	MARINE CITY	11/17/1938	Active	7	1	6	-5	-41.67%	12	5	1		3		P,S,M,VP,SC	1	



Club Health Assessment for District 11 D2 through March 2025

			Status	Membership							Reports					Finance		LCIF
Club Number	Club Name	Charter Date		Current Member Count	YTD Members Added	YTD Members Dropped	YTD Net Growth	YTD Net Growth%	Member Count 12 Months Ago	Avg. length of service for dropped members	Months Since Last MMR ***	Yrs. Since Last Officer Report	President Rotation	Vice President Reported ****	Months Since Last Activity Report ***	Account Balance	Donations for current Fiscal Year	
			Number of times on status quo within last two years	If below 15 members appears				If net loss is greater than 20% appears			If no report in 3 months appears in	When more than one year appears in	Number of repeat terms	Notes the officers that do not have an active	If no report at 12 months appears in red			
4768	MARLETTE	05/16/1952	Active	24	1	0	1	4.35%	22		1		2	R	SC	0		
	Exc Award (06/30/2023, 06/30/2024)																	
4507	MARYSVILLE	02/17/1941	Active	24	2	2	0	0.00%	24	3	3		2	R	T,M,SC	0	\$125.00	
	Exc Award (06/30/2023)																	
4508	MEMPHIS	05/19/1941	Active	24	2	9	-7	-22.58%	34	9	0			R	SC	1	\$250.00	
4769	METAMORA	09/25/1948	Active	75	12	5	7	10.29%	68	0	1		2		M,VP,SC	8		
137272	Metamora Lioness	01/29/2019	Active	11	1	0	1	10.00%	14		6			N	M,SC	1		
4772	MINDEN CITY	06/29/1944	Active	15	0	0	0	0.00%	15		0			N	SC	11	\$500.00	
4776	NORTH BRANCH	10/06/1970	Active	21	0	0	0	0.00%	21		11		2	R	P,VP,SC	2		
4778	OTTER LAKE	09/08/1964	Active	6	0	0	0	0.00%	5		7		6		M,VP,SC	1		
4779	OWENDALE	03/11/1959	Active	8	0	1	-1	-11.11%	9	66	3		7		M,VP,SC	8		
4515	PEARL BEACH	10/02/1947	Active	20	2	0	2	11.11%	18		1		None	N	P,SC	1		
51094	PECK	12/04/1990	Active	12	2	0	2	20.00%	10		1				M,VP,SC	1		
4782	PIGEON	10/20/1948	Active	39	1	0	1	2.63%	39		5				M,VP,SC	2		
4784	PORT AUSTIN	01/02/1941	Active	68	4	8	-4	-5.56%	72	23	1			N	M,SC	1		
4517	PORT HURON HOST	02/18/1920	Active	50	3	0	3	6.38%	39		1				M,VP	0		
4785	PORT SANILAC	12/17/1946	Active	7	0	0	0	0.00%	15		8			R	S,M,SC	1		
4524	RUBY	10/12/1948	Active	25	0	0	0	0.00%	25		12			N	P,T,M,VP,SC	1		
4525	SAINT CLAIR	03/15/1926	Active	19	4	0	4	26.67%	15		2			N	T,M,SC	1	90+ Days	
4794	SANDUSKY	06/28/1937	Active	26	0	0	0	0.00%	26		3		None	N	P,M,SC	1		
4800	UBLY	04/30/1940	Active	22	0	2	-2	-8.33%	25	15	2		2	N	S,SC	1	\$2,202.00	
	Exc Award (06/30/2021)																	
4796	USA	02/12/1959	Active	20	0	2	-2	-9.09%	22	2	4			N	P,M,VP,SC	2	\$5,700.00	
4540	YALE	01/14/1948	Active(1)	31	0	0	0	0.00%	30		7		7		M,VP,SC	1	90+ Days	



Club Health Assessment for District 11 D2 through March 2025

				Status	Membership						Reports					Finance	LCIF
Club Number	Club Name	Charter Date		Current Member Count	YTD Members Added	YTD Members Dropped	YTD Net Growth	YTD Net Growth%	Member Count 12 Months Ago	Avg. length of service for dropped members	Months Since Last MMR ***	Yrs. Since Last Officer Report	President Rotation	Vice President Reported ****	Months Since Last Activity Report ***	Account Balance	Donations for current Fiscal Year
			Number of times on status quo within last two years	If below 15 members appears				If net loss is greater than 20% appears			If no report in 3 months appears in	When more than one year appears in	Number of repeat terms	Notes the officers that do not have an active	If no report at 12 months appears in red		

Clubs Cancelled Previous Fiscal Year – Clubs Cancelled within last 12 months may be reinstated

Club Number	Club Name	Charter Date	Current Status*	Cancellation Date
143359	Deerfield	11/03/2020	Cancelled(8*)	12/29/2023

Current Total Clubs Count	YTD New Clubs Count	YTD Cancelled Clubs Count	YTD Net Club Gain	Current Total Members Count	YTD Add	YTD Drop	YTD Net Growth	YTD Net Growth %	Member Count 12 Months Ago	Average Member Count Per Club	% of Clubs with less than 20 members	% No MMR in 3 Months	% No Officer Report in 12 Months	% of Clubs with balance 90+ days	Number of Clubs in Status Quo	% Status Quo Clubs in Financial Suspension	Number of Cancelled Clubs	Average Cancelled Club Age	Members Lost Due to Cancellation	% of Clubs Cancelled for Non-Financial Reasons
45	0	0	0	1,191	72	87	-15	-1.24%	1,212	26	42%	40%	2%	7%	0	0%	0	0	0	0%

* - P - Priority Club. Cancellation Reasons: 1-Objectives/conduct, 2-Non-active club, 5-Non-existing club, 6-Disbanding, 7-Merger, 8-Financial Suspension, 9-District/Multiple District Dues.

** - Abbreviation: P-President, S-Secretary, T-Treasurer, M-Member Chairperson, VP-First Vice President, MC-Communications Chairperson, SC-Service Chairperson

*** - Abbreviation: N/R - Never reported using the Lions Clubs website, N/A - Not applicable, No password registered for the Lions Clubs website.

**** - Abbreviation: N - New, IP - Immediate Past, R - Repeat.




Club Health Assessment for District 11 E1 through March 2025

			Status	Membership							Reports					Finance	LCIF
Club Number	Club Name	Charter Date		Current Member Count	YTD Members Added	YTD Members Dropped	YTD Net Growth	YTD Net Growth%	Member Count 12 Months Ago	Avg. length of service for dropped members	Months Since Last MMR ***	Yrs. Since Last Officer Report	President Rotation	Vice President Reported ****	Months Since Last Activity Report ***	Account Balance	Donations for current Fiscal Year
			Number of times on status quo within last two years	If below 15 members appears				If net loss is greater than 20% appears			If no report in 3 months appears in	When more than one year appears in	Number of repeat terms	Notes the officers that do not have an active	If no report at 12 months appears in red		
Clubs more than two years old																	
4806	ARCADIA	12/04/1970	Active	52	0	0	0	0.00%	52		6		2	R	P,M,SC	7	90+ Days
37417	BALDWIN	07/02/1979	Active	7	0	0	0	0.00%	7		9		3	N		3	\$250.00
Exc Award (06/30/2018)																	
33996	BARRYTON	06/08/1977	Active	9	0	0	0	0.00%	9		13		23		M,VP,SC	24+	
4661	BIG RAPIDS	02/22/1938	Active	20	3	4	-1	-4.76%	20	18	2			N	P,S,T,M,SC	1	90+ Days
Exc Award (06/30/2018)																	
4814	CADILLAC	11/23/1943	Active	18	0	2	-2	-10.00%	20	25	3			N	M,SC	6	\$1,400.00
4664	CARSON CITY	07/10/1934	Active	4	0	3	-3	-42.86%	8	25	0		4		M,VP,SC	24	\$850.00
4815	CEDAR MAPLE CITY	10/05/1964	Active	21	1	4	-3	-12.50%	24	6	0			IP	M,SC	2	\$175.00
4708	CENTRAL MONTCALM	04/10/1935	Active	25	2	1	1	4.17%	25	11	2		7	R	M,SC	0	\$150.00
36798	CHIPPEWA LAKE MECOSTA	03/30/1979	Active	18	2	0	2	12.50%	16		6		3	N	SC	6	\$100.00
Exc Award (06/30/2023)																	
4736	COLEMAN	09/06/1940	Active	25	2	1	1	4.17%	25	37	3			N	M,SC	0	\$600.00
Exc Award (06/30/2018, 06/30/2022, 06/30/20)																	
4669	CRYSTAL	11/26/1951	Active	24	3	0	3	14.29%	21		1		2	N	M,SC	17	90+ Days
Exc Award (06/30/2018)																	
4672	EDMORE	07/27/1950	Active	19	3	0	3	18.75%	16		4			N	SC	3	
4825	EMPIRE	01/12/1953	Active	67	5	2	3	4.69%	62	25	0			N	M	1	\$1,000.00
Exc Award (06/30/2024)																	
4826	EVART	04/18/1947	Active	16	4	4	0	0.00%	16	13	2		8		VP,SC	0	
4827	FRANKFORT	02/25/1953	Active	10	0	0	0	0.00%	10		9		7	R	S,VP,SC	7	
4674	FREMONT	05/03/1960	Active	23	1	5	-4	-14.81%	26	11	2			N	SC	2	\$720.00
4681	GREENVILLE	05/11/1936	Active(1)	37	0	1	-1	-2.63%	42	3	5			N	M,SC	3	
4833	HARRISON	11/15/1967	Active	38	8	4	4	11.76%	35	20	0			N	M,SC	3	90+ Days
36686	HART	03/09/1979	Active	19	5	4	1	5.56%	18	36	1			N	M,SC	4	\$500.00
4684	HOWARD CITY	02/26/1970	Active	9	0	0	0	0.00%	9		9		4	R	M,VP,SC	6	



Club Health Assessment for District 11 E1 through March 2025

			Status	Membership							Reports					Finance	LCIF
Club Number	Club Name	Charter Date		Current Member Count	YTD Members Added	YTD Members Dropped	YTD Net Growth	YTD Net Growth%	Member Count 12 Months Ago	Avg. length of service for dropped members	Months Since Last MMR ***	Yrs. Since Last Officer Report	President Rotation	Vice President Reported ****	Months Since Last Activity Report ***	Account Balance	Donations for current Fiscal Year
			Number of times on status quo within last two years	If below 15 members appears				If net loss is greater than 20% appears			If no report in 3 months appears in	When more than one year appears in	Number of repeat terms	Notes the officers that do not have an active	If no report at 12 months appears in red		
4839	KALEVA	10/01/1962	Active	16	0	1	-1	-5.88%	17	26	7		4	M,VP,SC	6		\$100.00
41778	LAKE ANN	08/30/1982	Active	32	10	0	10	45.45%	11		7			N	M,SC	10	\$200.00
4692	LAKEVIEW	06/08/1959	Active	13	0	0	0	0.00%	13		5			N	SC	3	
36096	LUTHER	10/05/1978	Active	51	3	2	1	2.00%	61	12	0		2	R	M,SC	3	
4846	MANISTEE	05/07/1957	Active	11	1	0	1	10.00%	11		3		2	R	P,SC	6	\$400.00
4848	MESICK	04/21/1952	Active	15	2	0	2	15.38%	11		1		2	R	M,VP,SC	3	
4770	MIDLAND	12/19/1933	Active	51	1	3	-2	-3.77%	53	12	2			N	SC	0	\$2,300.00
Exc Award (06/30/2018)																	
4698	MOUNT PLEASANT	05/04/1939	Active	41	1	4	-3	-6.82%	44	18	0			N	P,SC	1	\$2,100.00
4850	NORTHPORT	11/05/1952	Active	45	2	3	-1	-2.17%	45	13	4			N	S,T,M,SC	6	
4852	ONEKAMA	05/01/1967	Active	37	1	5	-4	-9.76%	36	2	3			N	M,SC	6	\$500.00
4703	REMUS	10/05/1938	Active	6	0	1	-1	-14.29%	9	3	2		17		M,VP,SC	10	
39132	SAND LAKE	12/22/1980	Active	4	0	0	0	0.00%	4		13		8		P,M,VP,SC	16	
4707	SHEPHERD	05/05/1972	Active	13	2	0	2	18.18%	11		1			IP	M,VP,SC	0	
4713	STANWOOD	08/30/1966	Active	20	2	1	1	5.26%	19	0	1		2	R	M,SC	0	90+ Days \$100.00
Exc Award (06/30/2022)																	
4861	TRAVERSE CITY	09/29/1943	Active	10	0	0	0	0.00%	10		9		7	N	S	4	
33206	VESTABURG	01/18/1977	Cancelled(6*)	0	0	7	-7	-100.00%	7	11	6		None		P,S,T,M,VP SC	15	\$735.15
4715	WEIDMAN	01/17/1957	Active	25	1	3	-2	-7.41%	27	10	5			N	SC	3	\$1,000.00
Exc Award (06/30/2018)																	
4716	WHITE CLOUD	10/21/1970	Active	46	0	0	0	0.00%	43		11			N	SC	6	\$535.00
Exc Award (06/30/2018, 06/30/2019, 06/30/2020)																	



Club Health Assessment for District 11 E1 through March 2025

Club Number			Club Name			Charter Date			Status					Membership					Reports					Finance		LCIF
									Current Member Count	YTD Members Added	YTD Members Dropped	YTD Net Growth	YTD Net Growth%	Member Count 12 Months Ago	Avg. length of service for dropped members	Months Since Last MMR ***	Yrs. Since Last Officer Report	President Rotation	Vice President Reported ****	Months Since Last Activity Report ***	Account Balance	Donations for current Fiscal Year				
									Number of times on status quo within last two years	If below 15 members appears			If net loss is greater than 20% appears			If no report in 3 months appears in		When more than one year appears in	Number of repeat terms	Notes the officers that do not have an active		If no report at 12 months appears in red				
Current Total Clubs Count	YTD New Clubs Count	YTD Cancelled Clubs Count	YTD Net Club Gain	Current Total Members Count	YTD Add	YTD Drop	YTD Net Growth	YTD Net Growth %	Member Count 12 Months Ago	Average Member Count Per Club	% of Clubs with less than 20 members	% No MMR in 3 Months	% No Officer Report in 12 Months	% of Clubs with balance 90+ days	Number of Clubs in Status Quo	% Status Quo Clubs in Financial Suspension	Number of Cancelled Clubs	Average Cancelled Club Age	Members Lost Due to Cancellation	% of Clubs Cancelled for Non-Financial Reasons						
37	0	1	-1	897	65	65	0	0.00%	893	24	49%	54%	0%	14%	0	0%	1	48	7	100%						

* - P - Priority Club. Cancellation Reasons: 1-Objectives/conduct, 2-Non-active club, 5-Non-existing club, 6-Disbanding, 7-Merger, 8-Financial Suspension, 9-District/Multiple District Dues.

** - Abbreviation: P-President, S-Secretary, T-Treasurer, M-Member Chairperson, VP-First Vice President, MC-Communications Chairperson, SC-Service Chairperson

*** - Abbreviation: N/R - Never reported using the Lions Clubs website, N/A - Not applicable, No password registered for the Lions Clubs website.

**** - Abbreviation: N - New, IP - Immediate Past, R - Repeat.




Club Health Assessment for District 11 E2 through March 2025

Club Number	Club Name	Charter Date	Status	Membership							Reports					Finance	LCIF
				Current Member Count	YTD Members Added	YTD Members Dropped	YTD Net Growth	YTD Net Growth%	Member Count 12 Months Ago	Avg. length of service for dropped members	Months Since Last MMR ***	Yrs. Since Last Officer Report	President Rotation	Vice President Reported ****	Months Since Last Activity Report ***	Account Balance	Donations for current Fiscal Year
			Number of times on status quo within last two years	If below 15 members appears				If net loss is greater than 20% appears			If no report in 3 months appears	When more than one year appears in	Number of repeat terms	Notes the officers that do not have an active	If no report at 12 months appears in red		
Clubs more than two years old																	
4805	ALPENA	11/22/1926	Active	49	4	6	-2	-3.92%	53	17	2			N	2		\$350.00
40102	ALPENA EVENING	06/29/1981	Active	5	0	0	0	0.00%	5		41		4	P,M,VP,SC	22		\$25.00
4810	BEAVERTON	12/08/1943	Active	32	0	0	0	0.00%	33		8			R	6		
4813	BOYNE VALLEY L C	05/03/1967	Active	29	2	1	1	3.57%	28	5	1		2	N	T,SC	5	\$850.00
	Exc Award (06/30/2018)																
4816	CENTRAL LAKE	05/23/1950	Active	60	3	4	-1	-1.64%	66	21	2			N	6		\$1,950.00
	Exc Award (06/30/2021)																
4817	CHARLEVOIX	10/18/1961	Active	62	3	2	1	1.64%	61	22	2			N	SC	5	\$500.00
4818	CHEBOYGAN	06/02/1958	Active	7	0	0	0	0.00%	7		12		2	M,VP,SC	3		
4820	EAST JORDAN	02/21/1968	Active	41	4	4	0	0.00%	41	19	0			N	SC	0	\$1,400.00
	Exc Award (06/30/2024)																
4823	ELK RAPIDS	06/04/1969	Active	9	0	1	-1	-10.00%	10	49	8		2	M,VP,SC	7	90+ Days	\$1,000.00
36866	GLENNIE	04/20/1979	Active	14	0	0	0	0.00%	13		8		12	P,M,VP,SC	4		\$200.00
31846	GRAYLING INC	03/15/1976	Active	12	0	0	0	0.00%	11		9		2	N	M,SC	0	\$250.00
4831	HALE	08/20/1958	Active	20	0	1	-1	-4.76%	21	5	5		6	R	P,M,SC	1	
4834	HARRISVILLE	06/05/1940	Active	23	1	6	-5	-17.86%	27	16	1		11	N	T,M,SC	24+	
39134	HILLMAN	12/05/1980	Active	15	0	0	0	0.00%	16		9		6		VP,SC	3	\$2,500.00
	Exc Award (06/30/2021)																
4835	HOUGHTON LAKE	03/14/1960	Cancelled(6*)	0	0	9	-9	-100.00%	9	22	3		None	P,S,T,M,VP SC	13		
4836	HUBBARD LAKE	11/22/1971	Active	14	0	2	-2	-12.50%	16	14	3			M,VP,SC	18		
4837	INDIAN RIVER	03/31/1953	Active	25	2	2	0	0.00%	27	4	1		7	R	SC	6	
4841	LEWISTON	05/22/1952	Active	20	5	0	5	33.33%	16		1			N	P,VP,SC	3	\$200.00
75898	LEWISTON LIONESS	06/30/2003	Active	42	2	0	2	5.00%	40		5			N	M,SC	24+	
4842	LINCOLN	02/15/1945	Active	62	44	32	12	24.00%	50	5	2			N	M	23	\$2,000.00
4844	MACKINAW CITY	09/16/1947	Active	18	0	5	-5	-21.74%	23	14	2			IP	M,SC	5	



Club Health Assessment for District 11 E2 through March 2025

			Status								Membership							Reports				Finance		LCIF																																																																																																																																																																																																																																																																																																																																																																																																																																																																																																																																																																																																																																																																																																																																																																																																																																																																																																																																																																																																																																																																																																																																																																																																																																																																																																																																																																																																																																																		
Club Number	Club Name	Charter Date																																																																																																																																																																																																																																																																																																																																																																																																																																																																																																																																																																																																																																																																																																																																																																																																																																																																																																																																																																																																																																																																																																																																																																																																																																																																																																																																																																																																																																																																								

* - P - Priority Club. Cancellation Reasons: 1-Objectives/conduct, 2-Non-active club, 5-Non-existing club, 6-Disbanding, 7-Merger, 8-Financial Suspension, 9-District/Multiple District Dues.

** - Abbreviation: P-President, S-Secretary, T-Treasurer, M-Member Chairperson, VP-First Vice President, MC-Communications Chairperson, SC-Service Chairperson

*** - Abbreviation: N/R - Never reported using the Lions Clubs website, N/A - Not applicable, No password registered for the Lions Clubs website.

**** - Abbreviation: N - New, IP - Immediate Past, R - Repeat.